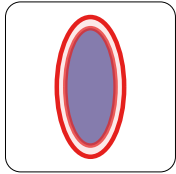
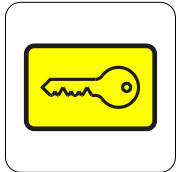



# CRS SYMBOLS QUIZ




Dangerzone driver and  
passenger airbag



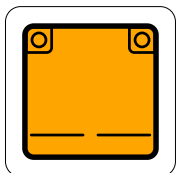
Start/Stop Button  
(Engine and Contact).  
For trucks/buses engine only.



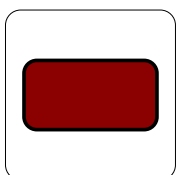
Knee-airbag driver



Belt pretensioner



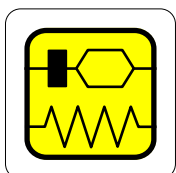
Battery pack



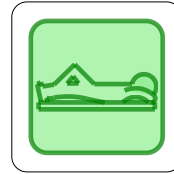
Fuel tank content gasoline/  
ethanol



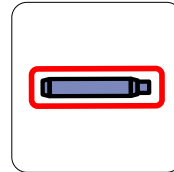
Emergency exit roof hatch  
(buses/coaches only)




SRS control unit



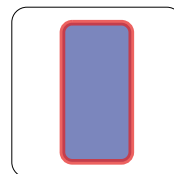
Driver rest area  
(buses/coaches  
only)



Stored gas inflator  
(for curtain airbags)



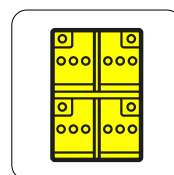
Engine hood opening  
(hood opening to the rear)



In dashboard: Passenger  
airbag In seat: Anti-  
submarining airbag



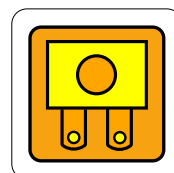
Manual gas shut-off  
valve with gas type indication  
(LPG)



Truck/Bus battery (24 V)

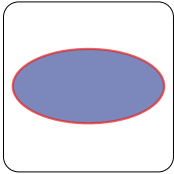


Sensor side/front  
(mechanical)



Fuse box disabling  
high voltage

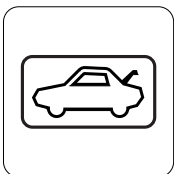
# CRS SYMBOLS QUIZ



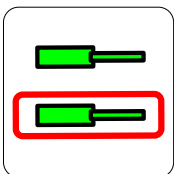
Driver airbag



High voltage device  
that disconnects  
high voltage



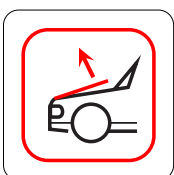
Trunk lid opening




Cylinder to support engine  
hood or trunk lid



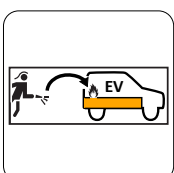
High voltage  
power cable



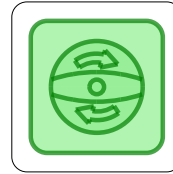
Pedestrian protection  
active system



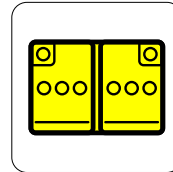
Backup power-supply  
(if separate from SRS control  
unit. Ultra-capacitor (< 30 V)



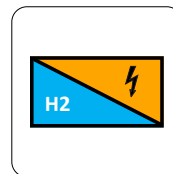
Special battery access



Emergency exit  
door (buses/coaches only)



Battery (12, 24 or 48 Volt)




Fuel cell component



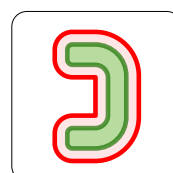
Gas tank with gas type  
indication (CNG)



Grill opening  
(truck)



Side impact airbag (Seat)



Automatic roll bar



Cabin suspension  
(trucks only)